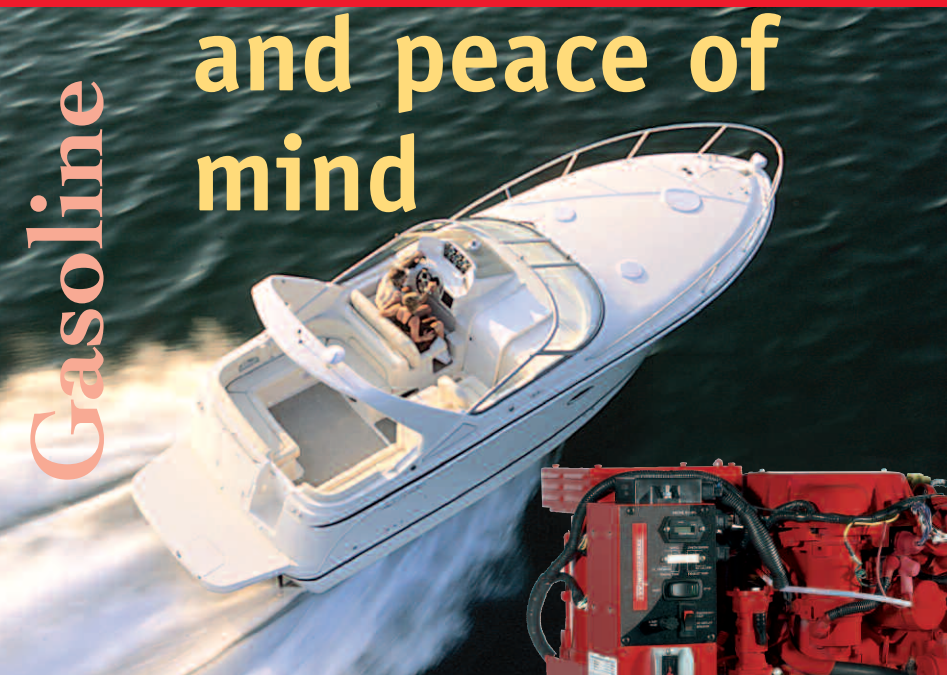




Westerbeke Marine Gasoline Generator Sets now available with EFI low-CO technology

Pleasure, power and peace of mind


Gasoline



Providing all the comforts of home for your small pleasure craft or houseboat, Westerbeke gasoline generators are world renowned among houseboat rental fleets and small craft owners' alike.

3.5 SBCG Standard Equipment

- Simple, "one touch" start/stop control panel with running hour meter and warning annunciation
- Multiport Electronic Fuel Injection and low-CO emissions
- Safety shut-downs – overspeed, underspeed, low oil pressure, high exhaust and coolant temperature
- A.C. circuit breaker
- Battery charger
- Fresh water cooling
- Water injected exhaust elbow
- Belt-driven, raw water pump
- Vibration mounts
- Lube oil drain hose
- Belt guards
- Operators' manual and parts list
- Meets U.S.C.G. regulation 33CFR-183




3.5 SBCG low-CO generator with multiport EFI

QUIETLY LEADING THE WAY

'Low Profile' Generators

Westerbeke's 'Low Profile' BCG and BCGD generators are some of the smallest gasoline units on the market when compared with generators of the same kilowatt. These "low profile" 3-cylinder generators, incorporate engines that operate at 1800/1500-rpm and are quieter than 2-cylinder, 3600/3000-rpm competitors while also offering a similar envelope.



'Low Profile' Standard Equipment

- Simple start/stop control panel with running hour meter
- Quiet, 1800/1500-rpm operation
- Field adjustable to 50 or 60Hz
- Electronic governing
- 12 amp battery charger
- AC circuit breaker
- Overspeed protection
- Safety shut-downs - high coolant temperature, low oil pressure & high exhaust temperature
- Water injected exhaust elbow
- Fresh water cooling & coolant recovery tank
- Belt-driven, raw water pump
- Belt guard
- Lube oil drain hose
- Vibration isolators
- Operators' manual & parts list
- Meets U.S.C.G. regulation 33CFR-183

'EFI low-CO' models

Standard Equipment, in addition, includes:

- One touch start/stop control panel with hourmeter as well as oil pressure, engine & exhaust temperature and overspeed indicator lights.*
- Electronic fuel injection (EFI) and low-CO emissions

*EFI low-CO panel offered instead of standard 'low profile'.




'Houseboat Series' Generators

Now available with EFI low-CO technology, Westerbeke's 'Houseboat Series' gasoline generators boast a reputation for reliability, innovation and peace of mind that extends from North America to Australia among houseboat rental fleets. Running at a slow and quiet 1800/1500-rpm, these generators are virtually forgotten in your houseboat so you can feel at home on the water.

Standard Equipment

- Simple start/stop control panel with running hour meter
- Quiet, 1800/1500-rpm operation
- Field adjustable to 50 or 60Hz
- Electronic voltage regulation
- 50 amp battery charging alternator
- AC circuit breaker
- Overspeed protection
- Safety shut-downs - high coolant temperature, low oil pressure & high exhaust temperature
- Water injected exhaust elbow
- Fresh water cooling & coolant recovery tank
- Belt-driven, raw water pump
- Belt guard
- Lube oil drain hose
- Vibration isolators
- Operators' manual & parts list
- Meets U.S.C.G. regulation 33CFR-183



EFI low-CO Houseboat Series' Standard Equipment, in addition, includes:

- One touch start/stop control panel with hourmeter as well as oil pressure, engine & exhaust temperature and overspeed indicator lights*
- Electronic fuel injection (EFI) and low-CO emissions
- Electronic governing

*EFI low-CO panel offered instead of standard 'Houseboat Series' panel.

Technical Data

Model:	5.0 BCG	4.2 BCG	7.0 BCGD	5.8 BCGD	8.0 BEG	6.4 BEG	10.0 BEG	8.0 BEG	12.5 BEG	10.0 BEG	15.0 BEG	12.0 BEG
Output kW	5.0	4.2	7.0	5.8	8.0	6.4	10.0	8.0	12.5	10.0	15.0	12.0
Cylinders	3		3		4		4		4		4	
Speed RPM	1800	1500	1800	1500	1800	1500	1800	1500	1800	1500	1800	1500
Voltage V	120	230	120	230	120/240	230	120/240	230	120/240	230	120/240	230
Frequency Hz	60	50	60	50	60	50	60	50	60	50	60	50
Power Factor	1		1		1		1		1		1	
Standard phase	1		1		1		1		1		1	
Dimensions,												
Length inches	25.2		26.2		32.6		33.8		34.8		36.1	
Width inches	15.4		15.5		20.8		20.8		20.8		20.8	
Height inches	16.9		16.9		23.5		23.5		23.5		23.5	
Length mm	640		666		828		859		884		917	
Width mm	391		394		528		528		528		528	
Height mm	429		429		597		597		597		597	
Dry weight lbs	307		336		440		466		497		525	
Dry weight kg	139		152		200		211		225		238	



EFI low-CO GASOLINE GENERATORS

Model:	3.5 SBCE*	5.0 SBCE	4.2 SBCE	6.5 SBCE	5.4 SBCE	8.0 SBEG	6.4 SBEG	10.0 SBEG	8.0 SBEG	12.5 SBEG	10.0 SBEG	14.0 SBEG	11.6 SBEG	20.0 SBEGA	16.0 SBEGA	22.5 SBEGA	18.0 SBEGA	
Output kW	3.5	5.0	4.2	6.5	5.4	8.0	6.4	10.0	8.0	12.5	10.0	14.0	11.6	20.0	16.0	22.5	18.0	
Cylinders	2		3		3		4		4		4		4		4		4	
Speed RPM	2200	1800	1500	1800	1500	1800	1500	1800	1500	1800	1500	1800	1500	1800	1500	1800	1500	
Voltage V	120	230	120	230	120	230	120/240	230	120/240	230	120/240	230	120/240	230	120/240	230	120/240	230
Frequency Hz	60	50	60	50	60	50	60	50	60	50	60	50	60	50	60	50	60	50
Power Factor	1		1		1		1		1		1		1		1		1	
Standard phase	1		1		1		1		1		1		1		1		1	
Dimensions,																		
Length inches	27.1		26.6		26.8		32.6		33.8		34.8		36.6		42.3		42.3	
Width inches	16.9		20.3		20.4		21.8		21.8		21.8		21.8		24.3		24.3	
Height inches	14.8		16.9		16.9		25.1		25.1		25.1		25.1		27.9		27.9	
Length mm	688		676		681		828		859		884		930		1074		1074	
Width mm	429		516		518		554		554		554		554		617		617	
Height mm	376		429		429		597		597		597		597		716		716	
Dry weight lbs	188		351		381		438		463		495		522		741		771	
Dry weight kg	85		159		173		199		210		225		237		336		350	

*3.5 SBCE not field convertible.

Specifications subject to change without notice.